



Features


- ◇ For IF SAW filter
- ◇ High attenuation
- ◇ Single-ended operation
- ◇ Dual In-line Package
- ◇ RoHS compliant (2002/95/EC), Pb-free

Specifications

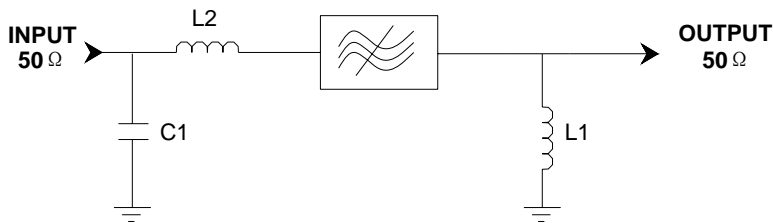
Parameter	Unit	Minimum	Typical	Maximum
Center Frequency	MHz	79.22	79.3	79.38
Insertion Loss	dB	-	24.4	27
1 dB Bandwidth	MHz	-	4.59	-
3 dB Bandwidth	MHz	4.72	4.78	-
20 dB Bandwidth	MHz	-	5.24	-
40 dB Bandwidth	MHz	-	5.42	5.5
Passband Variation	dB	-	0.8	1
Group Delay Variation($f_0 \pm 2\text{MHz}$)	nsec	-	90	200
Absolute Delay	usec	-	4.42	-
Ultimate Rejection	dB	48	51	-
Material Temperature coefficient	KHz/°C	-1.43		
Substrate Material	-	112LT		
Ambient Temperature	°C	25		
Operating Temperature Range	°C	-40	-	+85
Storage Temperature Range	°C	-45	-	+105
DC Voltage	V	0		
Input Power	dBm	-	-	10
ESD Class	-	1A		
Package Size	DIP3512 (35.0x12.8x4.7mm ³)			

Notes:

1. All specifications are based on the test circuit shown;
2. In production, all specifications are measured by Agilent Network analyzer and full 2 port calibration at room temperature;
3. Electrical margin has been built into the design to account for the variations due to temperature drift and manufacturing tolerances;
4. This is the optimum impedance in order to achieve the performance show.

	SIPAT Co., Ltd. (CETC No.26 Research Institute) #14 Nanping Huayuan Road, Chongqing, China, 400060	Part Number	LBT07906	
		Rev. Date	2008-08-25	
		Ver.	1.0	Page 1/3

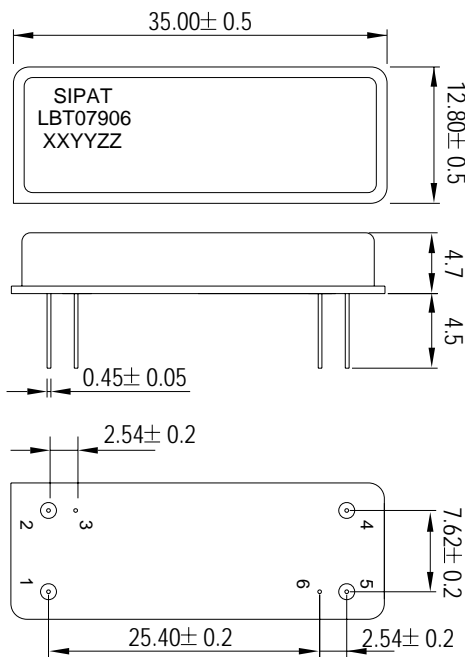
Matching Configuration



L1=68nH L2=120nH
C1=56pF
Source/Load Impedance=50 ohm

Notes - Component values may change depending
on board layout.

Package Dimension



Pad Configuration:

Input 1
Output 5
Ground All Others

Marking Configuration:

- 1) SIPAT: Manufacturer Name
- 2) LBT07906: Part Number
- 3) XXYY: Date(Year/month)
- 4) ZZ: Identified Code

Package: DIP3512

Unit: mm

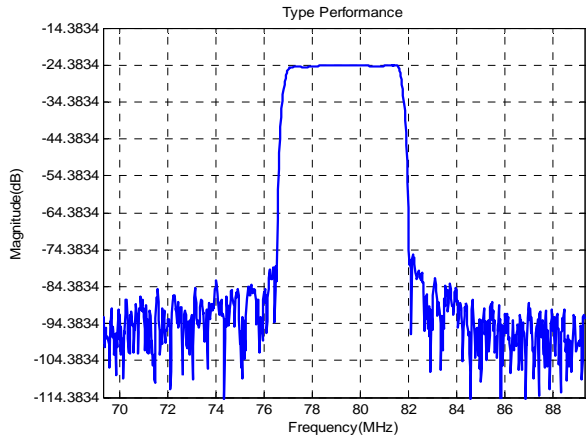


SIPAT Co., Ltd.
(CETC No.26 Research Institute)
#14 Nanping Huayuan Road,
Chongqing, China, 400060

Part Number	LBT07906	
Rev. Date	2008-08-25	
Ver.	1.0	Page 2/3

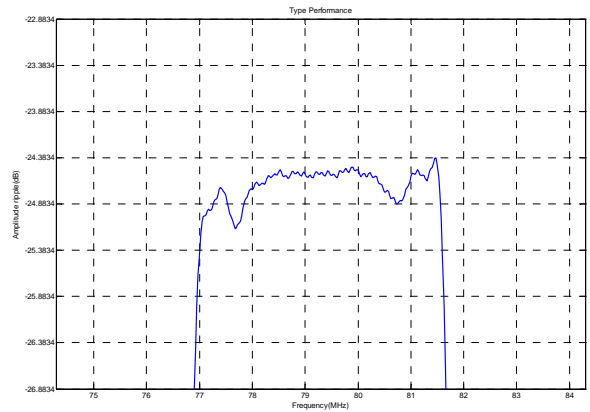
Typical Performance

Frequency Respond



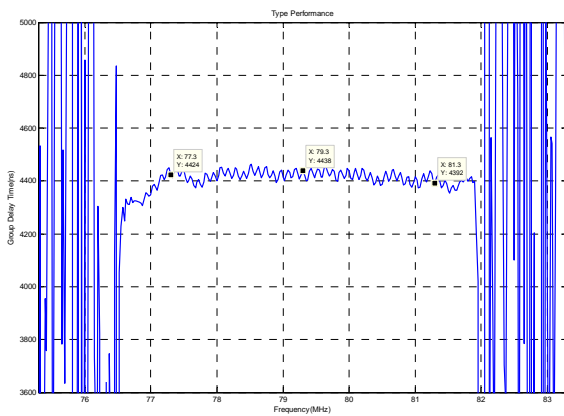
Horizontal: 2MHz/Div Vertical: 10dB/Div

Passband Respond



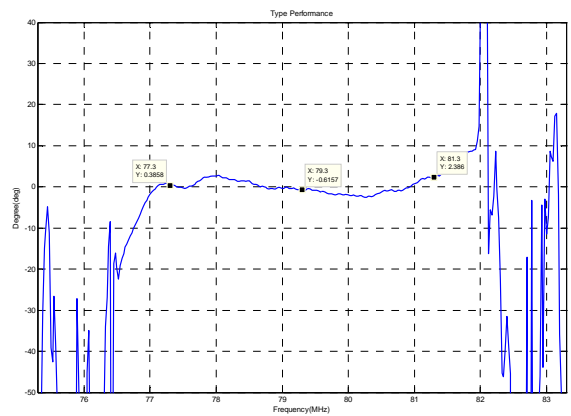
Horizontal: 1MHz/Div Vertical: 0.5dB/Div

Group Delay Variation($f_0 \pm 2\text{MHz}$)



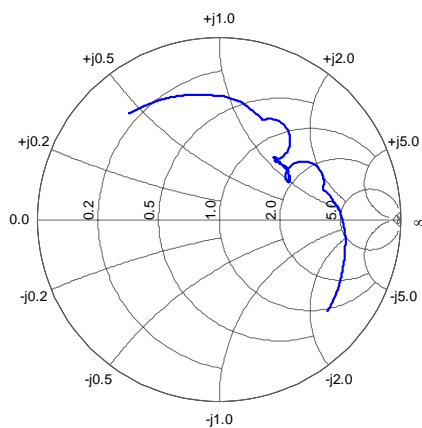
Horizontal: 1MHz/Div Vertical: 200ns/Div

Phase Linearity($f_0 \pm 2\text{MHz}$)

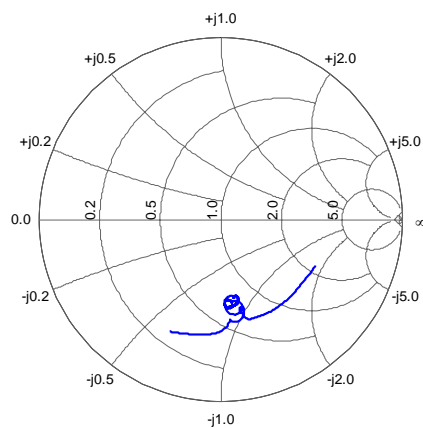


Horizontal: 1MHz/Div Vertical: 10deg/Div

Smith Chart S11



Smith Chart S22



SIPAT Co., Ltd.
(CETC No.26 Research Institute)
#14 Nanping Huayuan Road,
Chongqing, China, 400060

Part Number

LBT07906

Rev. Date

2008-08-25

Ver.

1.0

Page 3/3